



PASHA BALLOONS

ILLUSTRATED PART CATALOGUE

TECHNICAL CONTENT APPROVED UNDER THE AUTHORITY OF DOA
TR.21J.003

DO-10

	ILLUSTRATED PART CATALOGUE	Doc. No	DO-10
		Rev.	6
Date		20.09.2023	
Page 2 of 28			
TR.21J.003			

INTRODUCTION

This document contains all information needed for appropriate and safe servicing of PH and PS series hot air balloons.

This parts catalogue has been designed to illustrate and easily identify of spare parts and accessories which are necessary for maintenance of the specified aircraft model.

Parts figures or pictures are not to scale.

For Pasha Balloons maintenance and repair instructions, please refer to the latest revision of the Pasha Balloons Maintenance Manual, which can be downloaded from <https://www.pashaballoons.com/support/>.

Each item in this illustrated part catalogue has a dedicated Part Number (P/N). Part number should always be quoted when ordering. When ordering, further information such as model, serial number, size and colour may also be required.

If you require an item which is not included in this catalogue, then please contact support@pashaballoons.com.

Pasha Balloons has reserved the right to change, substitute or delete any parts illustrated in this catalogue without prior notice. Certain parts shown may have to be ordered especially and may not be held in stock.

	ILLUSTRATED PART CATALOGUE	Doc. No	DO-10
		Rev.	6
Date		20.09.2023	
Page 3 of 28			
TR.21J.003			

TABLE OF CONTENTS

1.ENVELOPE PRODUCTION PARTS..... 4

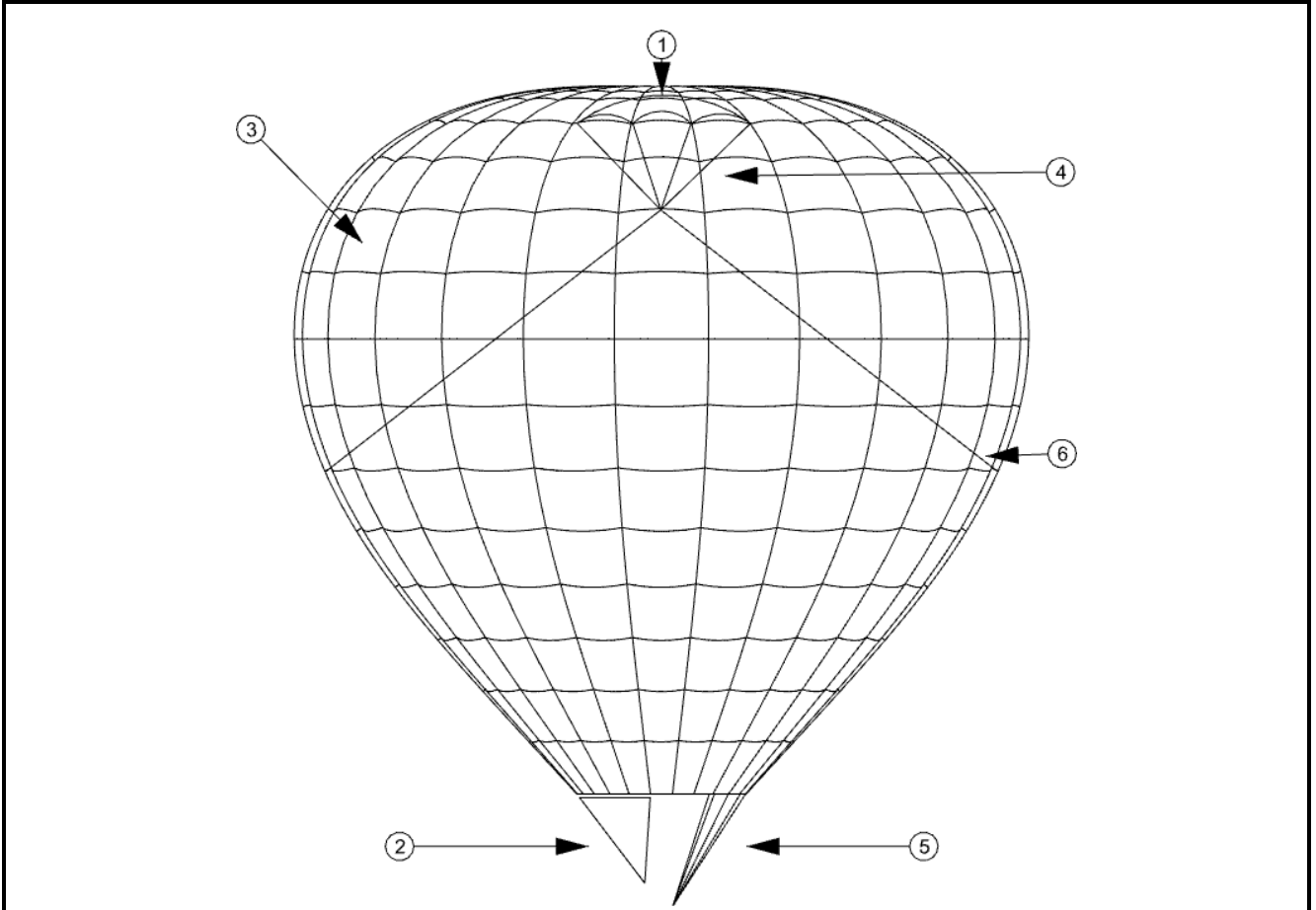
2.BASKET PRODUCTION PARTS 12

3.BURNER PRODUCTION PARTS 17

4.FUEL CELL PARTS 25

5.ANCILLARY PRODUCTION PARTS..... 26

1.ENVELOPE PRODUCTION PARTS































ENVELOPE GENERAL ASSEMBLIES










ID	PART NUMBER	DESCRIPTION	ID	PART NUMBER	DESCRIPTION
1	PLEASE SPECIFY ENVELOPE SN	SPARE PARACHUTE	5	PLEASE SPECIFY ENVELOPE SN	STEEL WIRE SET
2	PLEASE SPECIFY ENVELOPE SN	SPARE SCOOP	6	PLEASE SPECIFY ENVELOPE SN	ENVELOPE CANDY LINES
3	PLEASE SPECIFY ENVELOPE SN	SPARE ENVELOPE PRE-CUT FABRIC	7	PLEASE SPECIFY ENVELOPE SN	ENVELOPE IDENTIFICATION PLACARD
4	PLEASE SPECIFY ENVELOPE SN	SPARE FDS LINES	8	PLEASE SPECIFY ENVELOPE SN	ENVELOPE REGISTRATION PLACARD







HYPERLAST							
ID	PART NUMBER	DESCRIPTION	PICTURE	ID	PART NUMBER	DESCRIPTION	PICTURE
9	PLEASE SPECIFY ENVELOPE SN	SUPER WHITE		26	PLEASE SPECIFY ENVELOPE SN	HOLLYBUSH	
10	PLEASE SPECIFY ENVELOPE SN	SILVER		27	PLEASE SPECIFY ENVELOPE SN	ORANGE	
11	PLEASE SPECIFY ENVELOPE SN	YELLOW		28	PLEASE SPECIFY ENVELOPE SN	STEEL	
12	PLEASE SPECIFY ENVELOPE SN	BEIGE		29	PLEASE SPECIFY ENVELOPE SN	BLACK	
13	PLEASE SPECIFY ENVELOPE SN	SAND		30	PLEASE SPECIFY ENVELOPE SN	BRIGHT GREEN	
14	PLEASE SPECIFY ENVELOPE SN	RED		31	PLEASE SPECIFY ENVELOPE SN	PURPLE	
15	PLEASE SPECIFY ENVELOPE SN	WINE		32	PLEASE SPECIFY ENVELOPE SN	DARK GREY	
16	PLEASE SPECIFY ENVELOPE SN	MAGENTA		33	PLEASE SPECIFY ENVELOPE SN	JADE	
17	PLEASE SPECIFY ENVELOPE SN	BROWN		34	PLEASE SPECIFY ENVELOPE SN	PINK	
18	PLEASE SPECIFY ENVELOPE SN	TURQUOISE		35	PLEASE SPECIFY ENVELOPE SN	LEMON	
19	PLEASE SPECIFY ENVELOPE SN	AZURE		36	PLEASE SPECIFY ENVELOPE SN	GOLDEN YELLOW	
20	PLEASE SPECIFY ENVELOPE SN	OBBLI BLUE		37	PLEASE SPECIFY ENVELOPE SN	LIGHT BLUE	
21	PLEASE SPECIFY ENVELOPE SN	ROYAL		38	PLEASE SPECIFY ENVELOPE SN	NIGHT BLUE	
22	PLEASE SPECIFY ENVELOPE SN	NAVY		39	PLEASE SPECIFY ENVELOPE SN	BUDDY	
23	PLEASE SPECIFY ENVELOPE SN	MID BLUE		40	PLEASE SPECIFY ENVELOPE SN	GRAS GRUN	
24	PLEASE SPECIFY ENVELOPE SN	LIME		41	PLEASE SPECIFY ENVELOPE SN	APPLE	
25	PLEASE SPECIFY ENVELOPE SN	GREEN					

RIPSTOP							
ID	PART NUMBER	DESCRIPTION	PICTURE	ID	PART NUMBER	DESCRIPTION	PICTURE
42	PLEASE SPECIFY ENVELOPE SN	HALF WHITE		57	PLEASE SPECIFY ENVELOPE SN	MID BLUE	
43	PLEASE SPECIFY ENVELOPE SN	YELLOW		58	PLEASE SPECIFY ENVELOPE SN	NAVY	
44	PLEASE SPECIFY ENVELOPE SN	GREEN		59	PLEASE SPECIFY ENVELOPE SN	PINK	
45	PLEASE SPECIFY ENVELOPE SN	BROWN		60	PLEASE SPECIFY ENVELOPE SN	PURPLE	
46	PLEASE SPECIFY ENVELOPE SN	BLACK		61	PLEASE SPECIFY ENVELOPE SN	LEMON	
47	PLEASE SPECIFY ENVELOPE SN	FLO YELLOW		62	PLEASE SPECIFY ENVELOPE SN	GOLDEN YELLOW	
48	PLEASE SPECIFY ENVELOPE SN	FLO ORANGE		63	PLEASE SPECIFY ENVELOPE SN	WINE	
49	PLEASE SPECIFY ENVELOPE SN	FLO PINK		64	PLEASE SPECIFY ENVELOPE SN	ROYAL	
50	PLEASE SPECIFY ENVELOPE SN	FLO GREEN		65	PLEASE SPECIFY ENVELOPE SN	ORANGE	
51	PLEASE SPECIFY ENVELOPE SN	JADE		66	PLEASE SPECIFY ENVELOPE SN	MAGENTA	
52	PLEASE SPECIFY ENVELOPE SN	PEACH		67	PLEASE SPECIFY ENVELOPE SN	BUDDY	
53	PLEASE SPECIFY ENVELOPE SN	AZURE		68	PLEASE SPECIFY ENVELOPE SN	DARK GREEN	
54	PLEASE SPECIFY ENVELOPE SN	SILVER		69	PLEASE SPECIFY ENVELOPE SN	NIGHT BLUE	
55	PLEASE SPECIFY ENVELOPE SN	DARK GREY		70	PLEASE SPECIFY ENVELOPE SN	STEEL	
56	PLEASE SPECIFY ENVELOPE SN	LIME		71	PLEASE SPECIFY ENVELOPE SN	APPLE	












NOMEX							
ID	PART NUMBER	DESCRIPTION	PICTURE	ID	PART NUMBER	DESCRIPTION	PICTURE
72	K P 01 06 17	YELLOW		76	K P 01 06 21	ROYAL	
73	K P 01 06 18	ORANGE		77	K P 01 06 22	DEEP NAVY	
74	K P 01 06 19	RED		78	K P 01 06 23	DARK BLUE	
75	K P 01 06 20	GREEN		79	K P 01 06 24	BLACK	

CORDURA AND OTHER SPECIAL FABRICS							
ID	PART NUMBER	DESCRIPTION	PICTURE	ID	PART NUMBER	DESCRIPTION	PICTURE
80	K P 01 09 12	GRAY(C)		90	K S 03 03 01	50 MM WHITE PATCH TAPE	
81	K P 01 09 13	BEIGE (C)		91	K S 03 03 02	50 MM YELLOW PATCH TAPE	
82	K P 01 09 14	ORANGE (C)		92	K S 03 03 03	50 MM BLACK PATCH TAPE	
83	K P 01 09 15	RED (C)		93	K S 03 03 04	50 MM RED PATCH TAPE	
84	K P 01 09 16	BORDEAUX (C)		94	K S 03 03 05	50 MM ROYAL PATCH TAPE	
85	K P 01 09 17	OLIVE GREEN(C)		95	K S 03 03 06	100 MM WHITE PATCH TAPE	
86	K P 01 09 18	BLUE (C)		96	K S 03 03 07	100 MM YELLOW PATCH TAPE	
87	K P 01 09 19	DARK BLUE (C)		97	K S 03 03 07	100 MM BLACK PATCH TAPE	
88	K P 01 09 20	BLACK (C)		98	K S 03 03 09	100 MM RED PATCH TAPE	
89	K P 01 10 01	BLACK (PVC CANVAS)		99	K S 03 03 10	100 MM ROYAL PATCH TAPE	





LOAD TAPES							
ID	PART NUMBER	DESCRIPTION	PICTURE	ID	PART NUMBER	DESCRIPTION	PICTURE
100	K P 02 01 01	WHITE VERTICAL LOADTAPE 18 mm		105	K P 02 02 02	WHITE HORIZONTAL LOADTAPE 18 mm	
101	K P 02 01 02	BLACK VERTICAL LOADTAPE 18 mm		106	K P 02 03 01	WHITE MOUTH LOADTAPE 50 mm	
102	K P 02 01 03	WHITE VERTICAL LOADTAPE 25 mm		107	K P 02 03 02	BLACK MOUTH LOADTAPE 50 mm	
103	K P 02 01 04	BLACK VERTICAL LOADTAPE 25 mm		108	K P 02 04 01	BLACK/WHITE JACQUARD STRIP BELT	
104	K P 02 02 01	WHITE HORIZONTAL LOADTAPE 18 mm					

CARABINERS							
ID	PART NUMBER	DESCRIPTION	PICTURE	ID	PART NUMBER	DESCRIPTION	PICTURE
109	K P 03 02 01	4 mm ELIPTIC CARABINER		112	K P 03 02 10	25 KN CARABINER	
110	K P 03 02 03	8 mm CARABINER WITH NUT		113	K P 03 02 11	40 KN CARABINER	
111	K P 03 02 09	8 mm ASYMMETRIC CARABINER		114	K P 03 02 12	6 mm ASYMMETRIC CARABINER	











PULLEY AND RING

ID	PART NUMBER	DESCRIPTION	PICTURE	ID	PART NUMBER	DESCRIPTION	PICTURE
115	K P 03 03 01	PULLEY		121	K P 03 07 01	COOPER RING DIA. 3,5 mm	
116	K P 03 03 02	MINI PULLEY		122	K P 03 07 02	COOPER RING DIA. 4,5 mm	
117	K P 03 04 01	4X30 mm RING		123	K P 03 08 01	ENVELOPE PLACARD	
118	K P 03 05 02	6 mm THIMBLE- CLOSED		124	K P 03 09 01	D-SHACKLE 10 mm	
119	K P 03 06 01	3 mm STEELWIRES		125	K P 03 09 02	D-SHACKLE 8 mm	
120	K P 03 06 02	4 mm STEELWIRES					









TEMPERATURE INDICATORS

ID	PART NUMBER	DESCRIPTION	PICTURE	ID	PART NUMBER	DESCRIPTION	PICTURE
126	K A 01 07 01 SPECIFY COLOUR	120 DEGREE TEMPERATURE FLAG SET		128	K P 04 03 01	TEMPLABLE	
127	K P 04 02 01	FUSABLE LINK- 120 DEGREE		129	PLEASE SPECIFY COLOUR	TEMPERATURE FLAG	

THREAD AND ROPE

ID	PART NUMBER	DESCRIPTION	PICTURE	ID	PART NUMBER	DESCRIPTION	PICTURE
130	K S 01 01 04	Sewing Thread		135	K S 02 03 01	8 mm RED ROPE	
131	K S 01 02 01	Nomex Sewing Thread		136	K S 02 03 02	4 mm RED&WHITE ROPE	
132	K S 02 01 01	3 mm WHITE ROPE		137	K S 02 03 03	8 mm WHITE ROPE	
133	K S 02 02 01	4 mm BLACK ROPE		138	K S 02 04 01	Scoop Elastic	
134	K S 02 02 02	4 mm GREEN ROPE		139	K S 02 05 01	10 mm BAG ROPE	

VELCRO

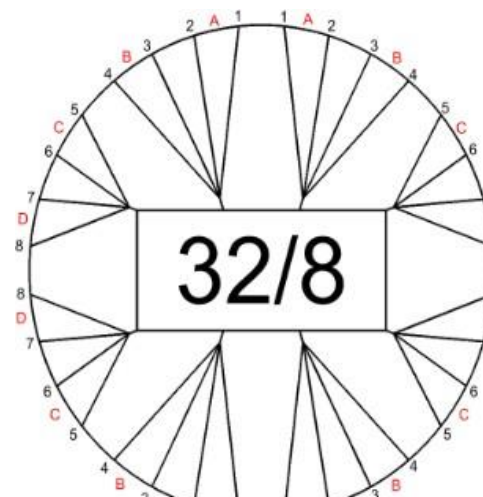
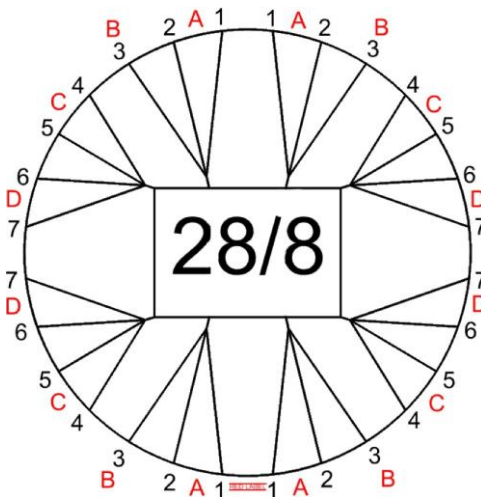
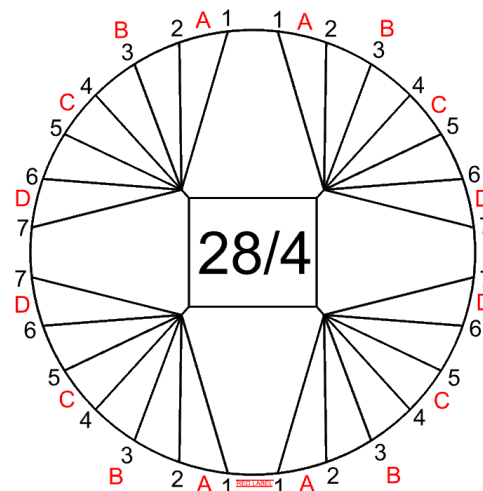
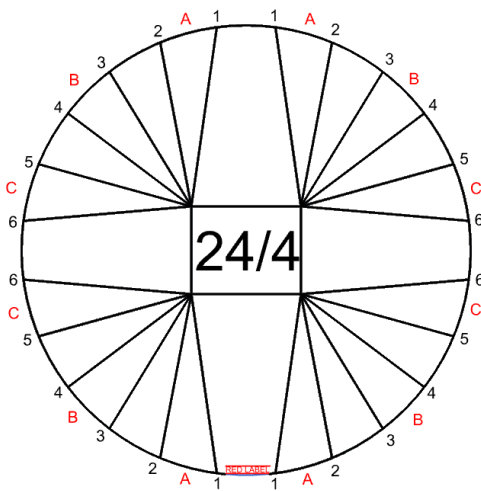
ID	PART NUMBER	DESCRIPTION	PICTURE	ID	PART NUMBER	DESCRIPTION	PICTURE
140	K S 03 01 01	Velcro Tape Black Male 50 mm		144	K S 03 01 05	Velcro Tape Black Male 25 mm	
141	K S 03 01 02	Velcro Tape White Male 50 mm		145	K S 03 01 06	Velcro Tape White Male 25 mm	
142	K S 03 01 03	Velcro Tape Black Female 50 mm		146	K S 03 01 07	Velcro Tape Black Female 25 mm	
143	K S 03 01 04	Velcro Tape White Female 50 mm		147	K S 03 01 08	Velcro Tape White Female 25 mm	

Doc. No	DO-10
Rev.	6
Date	20.09.2023
Page 11 of 28	

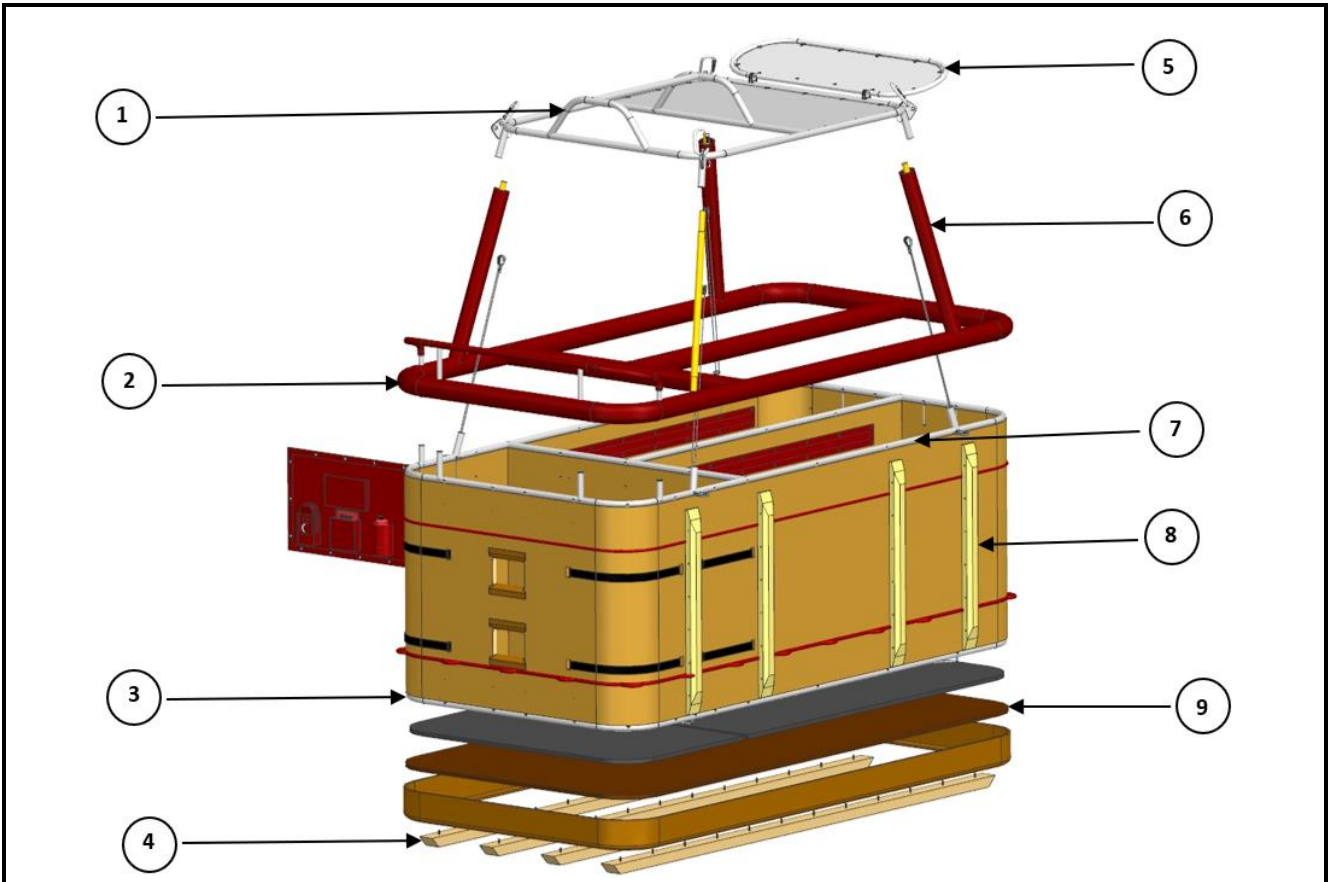
STEEL WIRES

Steel wire lengths can vary depending on the position on the envelope. For easy identification of wires there are 4 identical groups (A,B,C,D) of wires. When ordering envelope wires, burner frame type or dimensions, wire group number and whether the wire is single or pair must be given at the spare part order form. If only one of the pair wires needs repair or replacement, both parts must be replaced.

Information about the hot air balloon on the spare part order form (envelope and basket size, types and serial numbers) must be filled carefully and completely. It should also be stated whether a quick link is requested or not.

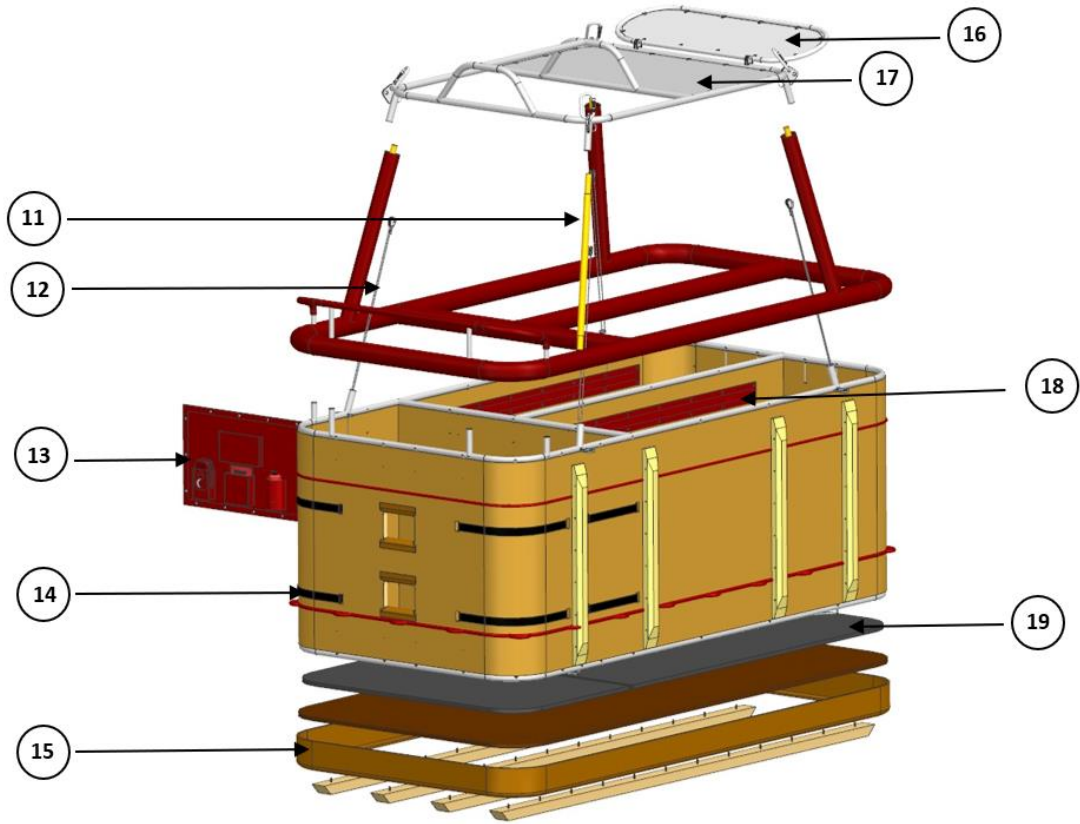


2.BASKET PRODUCTION PARTS












BASKET GENERAL ASSEMBLIES














ID	PART NUMBER	DESCRIPTION	ID	PART NUMBER	DESCRIPTION
1	PLEASE SPECIFY BASKET SN	BASKET LOAD FRAME	6	S A 01 09 01 SPECIFY COLOR	SHORT PADDED ROD COVER
2	PLEASE SPECIFY BASKET SN SPECIFY COLOR	BASKET TOP LEATHER	7	PLEASE SPECIFY BASKET SN	BASKET TOP FRAME
3	PLEASE SPECIFY BASKET SN	BASKET BOTTOM FRAME	8	S A 01 06 01	STD SIDE RUNNER
4	PLEASE SPECIFY BASKET SN	BASKET BOTTOM RUNNER	9	PLEASE SPECIFY BASKET SN	BASKET PLYWOOD FLOOR
5	PLEASE SPECIFY BASKET SN	ELEPHANT EAR	10	S A 01 09 02 SPECIFY COLOR	LONG PADDED ROD COVER







BASKET GENERAL ASSEMBLIES

ID	PART NUMBER	DESCRIPTION	ID	PART NUMBER	DESCRIPTION
11	PLEASE SPECIFY BASKET SN	LOAD FRAME ROD	18	PLEASE SPECIFY BASKET SN	BASKET SIDEWALL CORDURA CUSHION SET
12	PLEASE SPECIFY BASKET SN	STEEL WIRE SET	19	S A 01 17 01	BASKET CUSHION FLOOR
13	S A 01 17 01	SMALL BASKET PILOT COMP ORGANIZER	20	S A 01 17 02	LARGE SIZE BASKET PILOT COMP ORGANIZER
14	S A 01 18 01	FUEL CELL STRAP	21	PLEASE SPECIFY BASKET SN	BASKET RUNNER PROTECTOR
15	PLEASE SPECIFY BASKET SN	BASKET BOTTOM RAWHIDE	22	PLEASE SPECIFY BASKET SN	BASKET PLACARD
16	PLEASE SPECIFY BASKET SN	ELEPHANT EAR HEATSHIELD	23	S A 01 18 02	PILOT SAFETY HARNESS
17	PLEASE SPECIFY BASKET SN	LOAD FRAME HEAT SHIELD			

















RATTAN							
ID	PART NUMBER	DESCRIPTION	PICTURE	ID	PART NUMBER	DESCRIPTION	PICTURE
24	S P 03 01 01	4-10 mm RATTAN		29	S P 03 03 02	20 mm CORE RATTAN	
25	S P 03 01 02	4-7 mm RATTAN		30	S P 03 03 03	25 mm CORE RATTAN	
26	S P 03 02 01	7-8 mm STRIPPED RATTAN		31	S P 03 03 04	30 mm CORE RATTAN	
27	S P 03 02 02	8-10 mm STRIPPED RATTAN		32	S P 03 03 05	35 mm CORE RATTAN	
28	S P 03 03 01	18 mm CORE RATTAN					

PADDING							
ID	PART NUMBER	DESCRIPTION	PICTURE	ID	PART NUMBER	DESCRIPTION	PICTURE
33	S P 04 01 01	STANDART RAWHIDE		40	S P 05 03 05	POLYMER FOAM	
34	S P 05 02 01	BLACK LEATHER		41	S P 05 05 01	BLACK-90 CM ZIPPER	
35	S P 05 02 02	RED LEATHER		42	S P 05 05 02	RED-90 CM ZIPPER	
36	S P 05 02 03	BLUE LEATHER		43	S P 05 05 03	BLUE-90 CM ZIPPER	
37	S P 05 02 04	YELLOW LEATHER		44	S P 05 05 04	YELLOW-90 CM ZIPPER	
38	S P 05 02 05	FAUX YELLOW		45	S P 05 05 05	WHITE-90 CM ZIPPER	
39	S P 05 02 06	FAUX GREY		46	S P 05 01 03	BASKET STEP RAWHIDE	






















BASKET MATERIALS

ID	PART NUMBER	DESCRIPTION	PICTURE	ID	PART NUMBER	DESCRIPTION	PICTURE
47	PLEASE SPECIFY BASKET SN	35 mm LOAD FRAME ROD		49	PLEASE SPECIFY BASKET SN	30 mm LOAD FRAME ROD	
48	PLEASE SPECIFY BASKET SN	RUNNER PROTECTOR 10mm*40mm *2000mm		50	S P 01 05 02	BASKET STEP BAR	

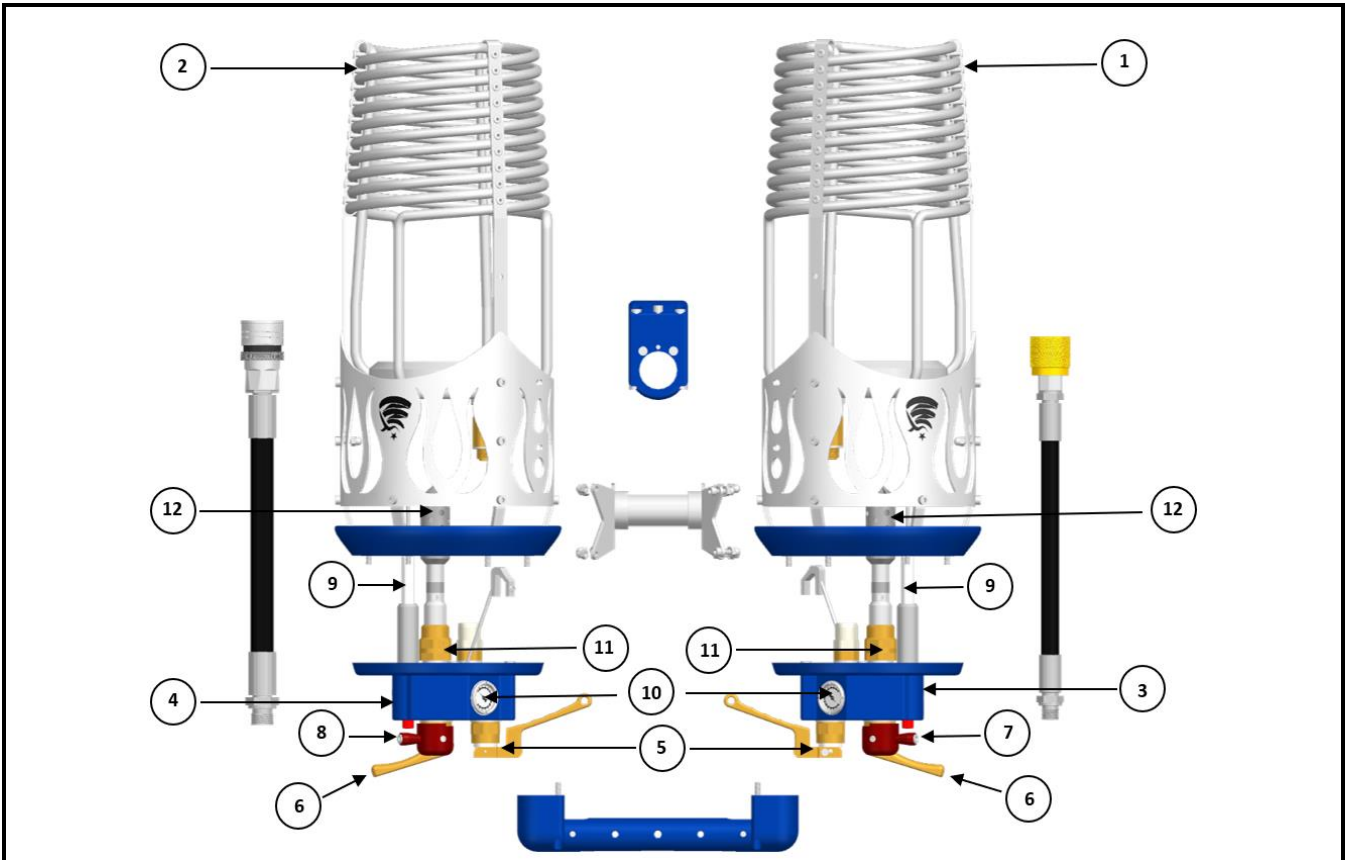
BASKET ROPE

ID	PART NUMBER	DESCRIPTION	PICTURE	ID	PART NUMBER	DESCRIPTION	PICTURE
51	S S 01 01 01	2,5 mm BLACK ROPE		59	S S 01 04 02	16 mm RED ROPE	
52	S S 01 01 02	2,5 mm RED ROPE		60	K S 01 04 03	16 mm BLUE ROPE	
53	S S 01 01 03	2,5 mm BLUE ROPE		61	S S 01 04 04	16 mm YELLOW ROPE	
54	S S 01 01 04	2,5 mm YELLOW ROPE		62	S S 01 05 01	20 mm BLACK ROPE	
55	S S 01 01 05	2,5 mm WHITE ROPE		63	S S 01 05 02	20 mm RED ROPE	
56	S S 01 02 01	3 mm ROCK BEJ ROPE		64	S S 01 05 03	20 mm BLUE ROPE	
57	S S 01 03 01	4 mm BEIGE ROPE		65	S S 01 05 04	20 mm YELLOW ROPE	
58	S S 01 04 01	16 mm BLACK ROPE		66	S S 01 06 01	14 mm THROW ROPE	

FASTENERS

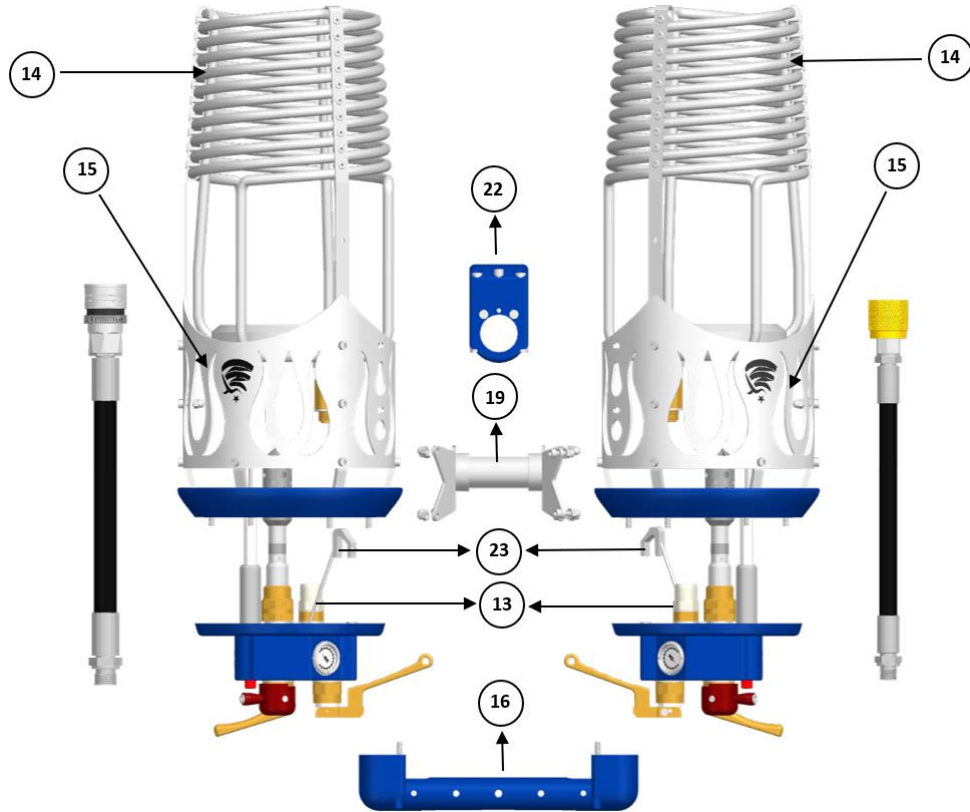
ID	PART NUMBER	DESCRIPTION	PICTURE	ID	PART NUMBER	DESCRIPTION	PICTURE
67	S P 07 01 01	5X30 D RING		78	S S 02 01 08	M10X130 U-BOLT	
68	S P 07 01 02	8X50 MM RING		79	S S 02 02 01	M8 NUT	
69	S P 07 02 02	8 MM THIMBLE-CLOSED		80	S S 02 02 02	M10 NUT	
70	S P 07 03 01	6 MM STEEL WIRE		81	S S 02 02 03	M8 KOR NUT	
71	S P 07 04 01	6 MM COOPER RING		82	S S 02 02 04	M8 KOR CAP NUT	
72	S P 07 04 02	6,5 MM COOPER RING		83	S S 02 03 01	M8 / 125 A2 1.5mm WASHER	
73	S S 02 01 03	8X60 BOLT		84	S S 02 03 02	M8 / 125 A2 2mm WASHER	
74	S S 02 01 04	8X45 HEXAGON BOLT		85	S S 02 03 03	M8 WASHER	
75	S S 02 01 05	5X50 CHIPBOARD BOLT		86	S S 02 03 05	M10X100 U BOLD WASHER	
76	S S 02 01 06	8X65 CARRIAGE BOLT		87	S S 02 03 06	M10X130 U BOLD WASHER	
77	S S 02 01 07	M10X130 U-BOLT		88	S S 02 04 01	4.8x8 RIVET	

3.BURNER PRODUCTION PARTS




BASKET GENERAL ASSEMBLIES

ID	PART NUMBER	DESCRIPTION	PICTURE	ID	PART NUMBER	DESCRIPTION	PICTURE
1	B A 01 02 01	BURNER UNIT RIGHT		7	B A 01 06 01	PILOT VALVE ASSY RIGHT	
2	B A 01 02 02	BURNER UNIT LEFT		8	B A 01 06 02	PILOT VALVE ASSY LEFT	
3	B A 01 03 01	BLOCK ASSY RIGHT		9	B A 01 07 01	PIEZO IGNITOR ASSY	
4	B A 01 03 02	BLOCK ASSY LEFT		10	B A 01 08 01	PRESSURE GAUGE ASSY	
5	B A 01 04 01	BLAST VALVE ASSY		11	B A 01 09 01	REGULATOR ASSY	
6	B A 01 05 01	LIQUID VALVE ASSY		12	B A 01 10 01	PILOT LIGHT ASSY	



BASKET GENERAL ASSEMBLIES





























ID	PART NUMBER	DESCRIPTION	PICTURE	ID	PART NUMBER	DESCRIPTION	PICTURE
13	B A 01 11 01	LIQUID JET ASSY		19	B A 01 15 01	DOUBLE BURNER HANDLE ASSY	
14	B A 01 12 01	COIL ASSY		20	B A 01 15 02	TRIPLE HANGER ASSY	
15	B A 01 13 01	BURNER CAN ASSY		21	B A 01 15 03	QUAD HANGER ASSY	
16	B A 01 14 01	DOUBLE BURNER HANDLE ASSY		22	B A 01 16 01	GIMBAL BLOCK ASSY	
17	B A 01 14 02	TRIPLE BURNER HANDLE ASSY		23	B A 01 17 01	SLURPER KIT ASSY	
18	B A 01 14 03	QUAD BURNER HANDLE ASSY					



























BURNER HOSE ASSEMBLIES

ID	PART NUMBER	DESCRIPTION	PICTURE	ID	PART NUMBER	DESCRIPTION	PICTURE
24	B A 01 18 01	2,65M BURNER HOSE WITH REGO CONNECTOR		29	B A 01 18 06	3,00M BURNER HOSE WITH TEMA CONNECTOR	
25	B A 01 18 02	3,00 BURNER HOSE WITH REGO CONNECTOR		30	B A 01 18 07	3,50M BURNER HOSE WITH TEMA CONNECTOR	
26	B A 01 18 02	3,50M BURNER HOSE WITH REGO CONNECTOR		31	B A 01 18 08	4,00M BURNER HOSE WITH TEMA CONNECTOR	
27	B A 01 18 03	4,00M BURNER HOSE WITH REGO CONNECTOR		32	B A 01 19 01	MODIFIED FEMALE REGO CONNECTOR 3/8"	
28	B A 01 18 04	2,65M BURNER HOSE WITH TEMA CONNECTOR					






















BURNER GENERAL PARTS

ID	PART NUMBER	DESCRIPTION	PICTURE	ID	PART NUMBER	DESCRIPTION	PICTURE
33	B P 01 01 01	BOTTOM BLOCK LEFT		47	B P 01 01 15	QUAD MID HANDLE	
34	B P 01 01 02	BOTTOM BLOCK RIGHT		48	B P 01 01 16	HANDLE HOLDER EXTERIOR	
35	B P 01 01 03	TOP BLOCK RIGHT		49	B P 01 01 17	HANDLE HOLDER INTERIOR	
36	B P 01 01 04	TOP BLOCK LEFT		50	B P 01 01 18	GIMBAL BLOCK BODY	
37	B P 01 01 05	BLAST VALVE HANDLE		51	B P 01 01 19	GIMBAL BLOCK TOP	
38	B P 01 01 06	LIQUID VALVE HANDLE		52	B P 01 01 20	GIMBAL BLOCK BOTTOM	
39	B P 01 01 07	PILOT VALVE KNOB		53	B P 01 01 21	WATER COLLECTOR	
40	B P 01 01 08	PILOT VALVE HANDLE		54	B P 01 01 22	WATER COLLECTOR SUPPORT	
41	B P 01 01 09	PILOT LIGHT TUBE		55	B P 01 02 01	VALVE STEM	
42	B P 01 01 10	PIEZO HOUSING		56	B P 01 02 02	PILOT VALVE STEM	
43	B P 01 01 11	LIQUID JET DIFFUSER		57	B P 01 02 03	REGULATOR PISTON	
44	B P 01 01 12	BURNER HANDLE POST		58	B P 01 02 04	PILOT LIGHT CAP	
45	B P 01 01 13	BURNER HANDLE		59	B P 01 02 05	PILOT LIGHT DIFFUSER	
46	B P 01 01 14	TRIPLE MID HANDLE		60	B P 01 02 06	PILOT LIGHT TUBE RING	























BURNER GENERAL PARTS

ID	PART NUMBER	DESCRIPTION	PICTURE	ID	PART NUMBER	DESCRIPTION	PICTURE
61	B P 01 02 07	GAUGE RING		74	B P 01 03 06	PILOT VALVE TURNING BODY LEFT	
62	B P 01 02 13	BURNER CAN		75	B P 01 03 07	PILOT VALVE TURNING BODY RIGHT	
63	B P 01 02 14	BURNER CAN SUPPORT		76	B P 01 03 08	REGULATOR LOWER BODY	
64	B P 01 02 22	ADAPTOR STABLIZER		77	B P 01 03 09	REGULATOR UPPER BODY	
65	B P 01 02 23	GAUGE COVER		78	B P 01 03 10	PILOT LIGHT JET	
66	B P 01 02 25	REGO STAINLESS STL BACK NUT		79	B P 01 03 11	LIQUID JET BODY	
67	B P 01 02 26	PILOT VALVE STEM WASHER		80	B P 01 03 12	GAUGE ADAPTOR	
68	B P 01 03 01	VALVE BODY		81	B P 01 03 13	BLOCK COIL ADAPTOR	
69	B P 01 03 02	PILOT VALVE BODY RIGHT		82	B P 01 03 14	BLOCK COIL ADAPTOR	
70	B P 01 03 03	PILOT VALVE BODY LEFT		83	B P 01 04 01	GIMBAL FRICTION BRONZ	
71	B P 01 03 04	VALVE SEAT		84	B P 01 05 01	VALVE HANDLE WASHER-3MM	
72	B P 01 03 05	BLAST VALVE HANDLE SEAT		85	B P 01 05 02	VALVE HANDLE WASHER-4MM	
73	B P 01 03 06	PILOT VALVE TURNING LEFT		86	B P 01 05 03	VALVE HANDLE WASHER-5MM	








BURNER GENERAL PARTS

ID	PART NUMBER	DESCRIPTION	PICTURE	ID	PART NUMBER	DESCRIPTION	PICTURE
87	B P 01 05 03	PIEZO SPRING POD		98	B P 01 08 05	2,65M BURNER HOSE-TEMA	
88	B P 01 06 01	VALVE SEAT SEAL		99	B P 01 08 06	3,00M BURNER HOSE-TEMA	
89	B P 01 06 02	REGULATOR PISTON SEAL		100	B P 01 08 07	3,50M BURNER HOSE-TEMA	
90	B P 01 07 01	VALVE SPRING		101	B P 01 08 08	4,00M BURNER HOSE-TEMA	
91	B P 01 07 02	REGULATOR SPRING		102	B P 02 01 01	FEMALE REGO CONNECTOR	
92	B P 01 07 03	REGULATOR FILTER SPRING		103	B P 02 01 02	FEMALE TEMA CONNECTOR	
93	B P 01 07 04	PIEZO SPRING		104	B P 02 02 01	PRESSURE GAUGE	
94	B P 01 08 01	2,65M BURNER HOSE-REGO		105	B P 02 03 01	REGULATOR FILTER	
95	B P 01 08 02	3,00M BURNER HOSE-REGO		106	B P 02 04 01	PIEZO IGNITOR	
96	B P 01 08 03	3,50M BURNER HOSE-REGO		107	B P 02 04 02	PIEZO CERAMIC	
97	B P 01 08 04	4,00M BURNER HOSE-REGO					

BURNER FASTENER

ID	PART NUMBER	DESCRIPTION	PICTURE	ID	PART NUMBER	DESCRIPTION	PICTURE
108	B S 01 01 01	M3x5 FLAT HEAD SCREW		121	B S 01 04 01	4.8x20 RIVET	
109	B S 01 01 02	M3x6-BUTTON HEAD SCREW		122	B S 01 05 01	SPRING BALL PLUNGER	
110	B S 01 01 03	M4x12 SETSCREW		123	B S 01 05 02	4x14 SHAFT	
111	B S 01 01 04	M4x10-SOCKET HEAD SCREW		124	B S 02 01 01	½ BONDED WASHER	
112	B S 01 01 05	M5x12-SOCKET HEAD SCREW		125	B S 02 01 02	3/8 BONDED WASHER	
113	B S 01 01 06	M5x20-SOCKET HEAD SCREW		126	B S 02 02 01	O-RING 4x2	
114	B S 01 01 07	M5x35-SOCKET HEAD SCREW		127	B S 02 02 02	O-RING 4,5x2	
115	B S 01 01 08	M6x25-SOCKET HEAD SCREW		128	B S 02 02 04	O-RING 8x2	
116	B S 01 01 09	M6x6- SETSCREW		129	B S 02 02 05	O-RING 12x2	
117	B S 01 02 01	M5-DOMED CAP NUT		130	B S 02 02 06	O-RING 15x2	
118	B S 01 03 01	M5-SPRING LOCK WASHER		131	B S 02 02 07	O-RING 18x2	
119	B S 01 03 02	M6-SPRING LOCK WASHER		132	B S 02 02 08	O-RING 26x2	
120	B S 01 03 03	M6-SERRATED LOCK WASHER		133	B S 02 02 09	O-RING 160x2	

BURNER CHEMICAL


ID	PART NUMBER	DESCRIPTION	PICTURE	ID	PART NUMBER	DESCRIPTION	PICTURE
134	B S 03 01 01	LOCTITE 222		137	B S 03 01 05	LOCTITE 542	
135	B S 03 01 02	LOCTITE 243		138	B S 03 02 01	MOLYKOTE 10 ml	
136	B S 03 01 03	LOCTITE 638		139	B S 03 02 02	MOLYKOTE 30 ml	
137	B S 03 01 04	LOCTITE 480					

	ILLUSTRATED PART CATALOGUE	Doc. No	DO-10
		Rev.	6
Date		20.09.2023	
Page 25 of 28			
TR.21J.003			

4.FUEL CELL PARTS

This section is reserved.

5.ANCILLARY PRODUCTION PARTS


ANCILLARY PRODUCTION PARTS							
ID	PART NUMBER	DESCRIPTION	PICTURE	ID	PART NUMBER	DESCRIPTION	PICTURE
1	PLEASE SPECIFY ENVELOPE SN	ENVELOPE BAG		10	A A 02 02 02	DROP BAG WITH 40M LINE	
2	K S 02 05 01	BAG ROPE		11	A A 08 01 01	PILOT BAG	
3	A A 02 01 02	QUICK RELEASE		12	B S 04 01 01	MAINTENANCE KIT	
4	A A 05 01 01	9 HP INFLATION FAN		13	A A 06 01 01	DBI3-DIGITOOL INSTRUMENTS	
5	A A 05 01 02	13 HP INFLATION FAN		14	A A 06 01 02	GRAB TEST TOOL	
6	S S 04 02 01	FIRST AID KIT		15	A P 06 01 01	DBI3-DIGITOOL SPARE PART BATTERY	
7	S S 04 02 01	FIRE EXTINGUISHER		16	A P 06 01 02	DBI3-DIGITOOL SPARE PART TEMPERATURE SENSOR	
8	S S 04 03 01	FIRE BLANKET		17	A P 06 01 03	DBI3-DIGITOOL SPARE PART LENSES	
9	A A 02 02 01	DROP BAG WITH 25M LINE		18	A A 07 01 01	AIRCRAFT LOG BOOK	

	ILLUSTRATED PART CATALOGUE	Doc. No	DO-10
		Rev.	6
TR.21J.003		Date	20.09.2023
		Page 27 of 28	

APPENDIX 1 / SPARE PART ORDER FORM

Please fill out the spare part order form completely for any of your new requests from Pasha Balloons Üretimi A.Ş., and send it to support@pashaballoons.com

See sample spare part order form below:

		SPARE PART ORDER FORM									
Billing Information:											
Company / Legal Name: Pasha Balloons Üretimi A.Ş.											
Address: Bahçelievler Mahallesi Atatürk Caddesi No: 18 Ortahisar/Ürgüp/Nevşehir											
Phone: 0384 343 34 00			e-mail: info@pashaballoons.com								
Tax Administration: Ürgüp			Tax ID: 722 076 9568								
Shipping Information: (If different from above)											
Company / Legal Name: -											
Address: -											
Phone: -			e-mail: -								
Aircraft Information:											
Registration		: TC-BXX									
Envelope Serial Number		: XXXX / XXXX									
Basket Model / Serial Number		: XXXX / XXXX									
Burner Model / Serial Number(s)		: XXXX / XXXX									
Fuel Cell Model / Serial Number(s)		: XXXX / XXXX									
Order Content: (You can tick more than one option)											
Envelope	<input checked="" type="checkbox"/>	Basket	<input checked="" type="checkbox"/>	Burner	<input checked="" type="checkbox"/>	Fuel Cell	<input type="checkbox"/>	Ancillary	<input type="checkbox"/>	Other	<input type="checkbox"/>
No	Part Number (or Description)		Quantity	No	Part Number (or Description)		Quantity				
1	KP030201		4	11							
2	KP040105		1	12							
3	SA011802		1	13							
4	SP030301		1	14							
5	BA011803		2	15							
6				16							
7				17							
8				18							
9				19							
10				20							
Remarks:											
<p>.....</p> <p>(1) Please visit our website www.pashaballoons.com for up-to-date IPC.</p> <p>(2) Please fill out the part order form completely and send it to support@pashaballoons.com</p> <p>(3) Proforma will be sent to you according to your parts order form. Part order form will be confirmed when you confirm the proforma.</p>											
Name / Last Name :						Date :					
Position :						Stamp / Sign :					

	ILLUSTRATED PART CATALOGUE	Doc. No	DO-10
		Rev.	6
Date		20.09.2023	
Page 28 of 28			
TR.21J.003			

APPENDIX-2 / CROSS REFERANCE TABLE

All Pasha Balloons part numbers have been changed after 20-07-2022.

Please check cross reference table for updated part numbers on www.pashaballoons.com website